



12. Queenscliff Ferry

December 2017 – June 2018

Litter hotspot #12

Queenscliff Ferry,
Queenscliff


1. Staff carpark
2. Ticketing building
3. Vegetation




1231 total items



711 cigarettes



151 cardboard



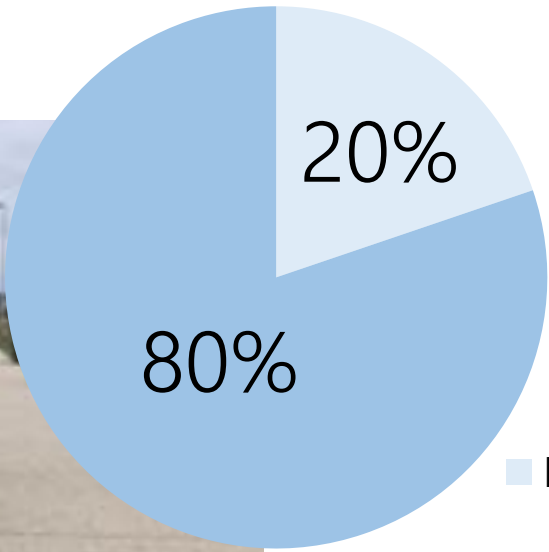
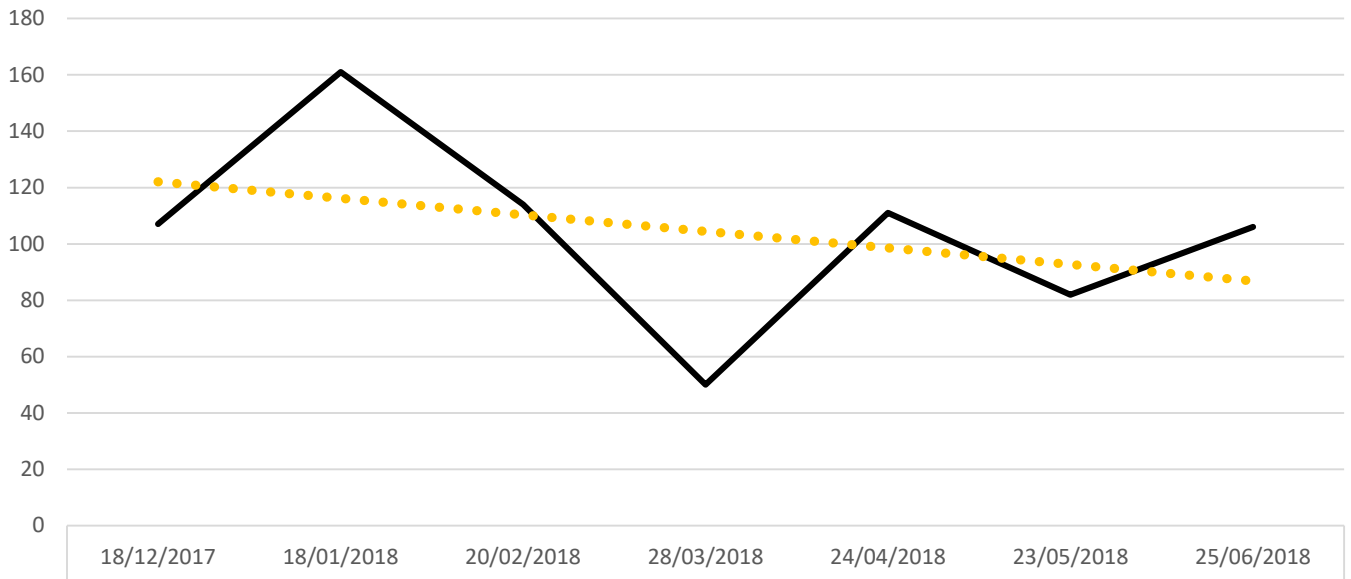
143 soft plastic

Subsite	Dec	Jan	Feb	Mar	Apr	May	June
Staff carpark	107	161	114	50	111	82	106
Ticketing building	17	16	40	31	40	24	42
Vegetation	21	113	41	15	35	19	56
TOTAL	145	290	195	186	186	125	204

The Queenscliff Ferry terminal is a location with high amounts of foot and car traffic. The three subsites identified indicate that cigarette butts are the highest contributor to litter. Increases in litter during January can be linked to Christmas and New Years Eve celebrations.

Queenscliff Ferry

Staff Carpark



■ Recyclable items
■ Non-recyclable items



105 volunteer hours